



# Itqan Capital Saudi Equity Fund

Fact sheet- quartet-1 2024

## Objective of the fund:

Itqan Capital Saudi Equity Fund, an open-ended investment fund, aims to achieve capital growth in the medium and long term by investing in shares of companies listed in the main Saudi stock market or listed in the parallel Saudi stock market (Nomu), IPOs and tradable rights in the main Saudi stock market or listed in the parallel Saudi stock market (Nomu), ETFs, REITs, investment funds in Saudi equities, money market funds and fixed income funds licensed by the Capital Market Authority, fixed income instruments, cash and quasi-money compliant with Sharia and with a credit rating - .BBB or equivalent in the credit rating agencies

## Fund information:

Fund start date	May 10th, 2019
Unit price upon offering	10 SAR
Size of the fund.	4,053,451
Type of fund.	Local Equity Public Fund
Currency of the Fund	Saudi Riyal (SAR)
Level of risk.	High
Benchmark.	(TASI)
Number of distributions	N/A
Percentage of fees for the management of the invested funds	0.25%
The investment advisor and fund sub-manager	N/A
The number of days of the weighted average	N/A

## Price information as at the end of Q1:

Unit Price as at the end of the Q1	17.7997
Change in unit price (compared to the previous quarter)	%8.05
Dual unit price for money market funds, and debt instruments funds with fixed income	N/A
Total units of the fund	223,731
Total net assets	3,982,356
P/E ratio	N/A

## Details of the fund's ownership investments:

Full Ownership	100%
Usufruct right	0%

## Revenue:

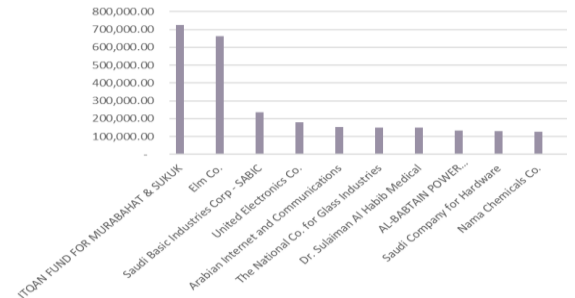
Item	3 months	Return YTD	One year	3 years
Fund performance	%8.05	%8.05	%28.96	%42
Benchmark performance	%3.63	%3.63	%689.19	%751
Performance difference	%4.42	%4.42	(%660.23)	(%709.37)

**Disclaimer:** Neither the past performance of the investment fund nor the past performance of the index is an indication of how the investment fund will perform in the future. There is no guarantee for unit holders that the investment fund's absolute performance or its performance relative to the index will repeat or match past performance.

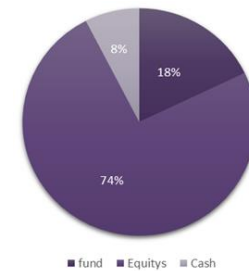
## Fund information as at the end of Q1:

Item	Value	Percentage
Total Expense Ratio	39,029.32	%1.80
Borrowing percentage	-	-
Dealing expenses	-	-
Investment of the fund manager	3,982,356	%100
Distributed profits	N/A	N/A

## Top 10 investments of the fund:



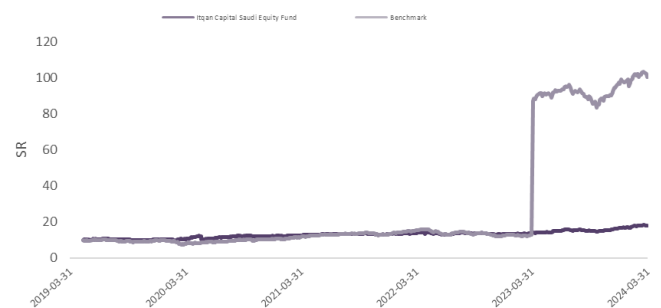
## Fund's asset distribution:



## Performance and risks:

Item	3 months	YTD	One year	3 years
Standard deviation	0.60	0.60	1.23	1.27
Sharp indicator	(0.07)	(0.07)	0.53	0.46
Tracking Error	0.01	0.01	0.56	0.30
Beta	0.77	0.77	2.93	1.71
Alpha	(%3.95)	(%3.95)	%64.87	%58.65
Information Index	(4.26)	(4.26)	1.15	1.96

## Performance - Since the fund beginning:



+966122638787

www.itqancapital.com  
info@itqancapital.com

2563 احمد العطاس - حي الزهراء وحدة رقم 7855  
جدة 23425-2753 المملكة العربية السعودية

شركة مساهمة سعودية مغلقة، رأس مال الشركة 56,042,030 ريال سعودي،  
السجل التجاري: 4030167335، ترخيص هيئة السوق المالية - رقم 37-7058