



# Itqan Murabahat & Sukuk Fund

Fact sheet- quartet-2 2024

## Objective of the fund:

Itqan Murabahat & Sukuk Fund (SAR) is a public diversified fund aimed at realizing Shariah-compliant returns while preserving capital participation, providing investors with the facility of redemption upon need and with the best method of risk management. To achieve its investment objectives, the Fund will primarily invest in a diversified portfolio of high-quality Shariah-compliant short- and medium-term investment instruments including commodity Murabaha-based transactions, various kinds of listed Sukuk, and units of investment funds investing primarily in Murabahat transactions and/or Sukuk.

## Fund information:

Fund start date	14 August 2008
Unit price upon offering	10 SAR
Size of the fund.	38,207,022
Type of fund.	Diversified Public Fund
Currency of the Fund	Saudi Riyal (SAR)
Level of risk.	Low-Medium
Benchmark.	Three months SIBID
Number of distributions	N/A
Percentage of fees for the management of the invested funds	0.50%-0.30%-0.45%
The investment advisor and fund sub-manager	N/A
The number of days of the weighted average	N/A

## Price information as at the end of Q2:

Unit Price as at the end of the Q2	14.2317
Change in unit price (compared to the previous quarter)	1.048%
Dual unit price for money market funds, and debt instruments funds with fixed income	N/A
Total units of the fund	2,266,649
Total net assets	32,258,218
P/E ratio	N/A

## Details of the fund's ownership investments:

Full Ownership	100%
Usufruct right	0%

## Revenue:

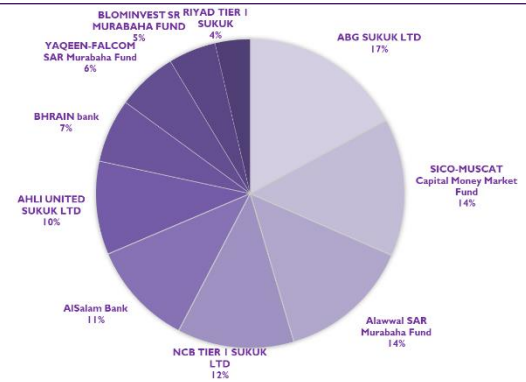
Item	3 months	Return YTD	One year	3 years	5 years
Fund performance	%1.03	%4.04	%3.89	%10.40	%17.96
Benchmark performance	%1.50	%6.09	%6.20	%12.58	%16.16
Performance difference	(%0.47)	(%2.06)	(%2.31)	(%2.18)	%1.80

**Disclaimer:** Neither the past performance of the investment fund nor the past performance of the index is an indication of how the investment fund will perform in the future. There is no guarantee for unit holders that the investment fund's absolute performance or its performance relative to the index will repeat or match past performance.

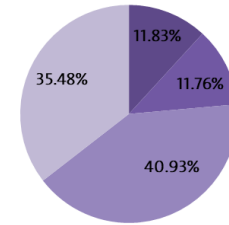
## Fund information as at the end of Q2:

Item	Value	Percentage
Total Expense Ratio	257,431.290	%0.97
Borrowing percentage	-	-
Dealing expenses	-	-
Investment of the fund manager	7,444,280	23.07%
Distributed profits	N/A	N/A

## Top 10 investments of the fund:



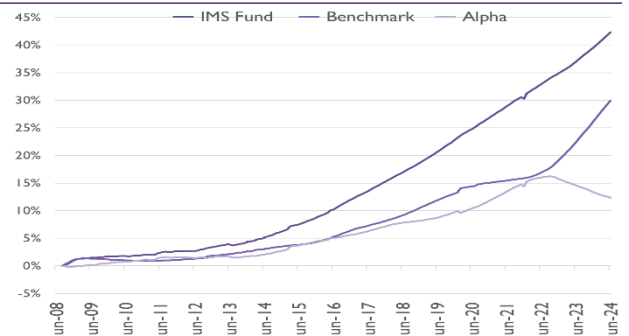
## Fund's asset distribution:



## Performance and risks:

Item	3 months	YTD	One year	3 years	5 years
Standard deviation	1.33	0.91	0.64	0.51	0.65
Sharp indicator	(0.00)	(0.01)	(0.04)	(0.04)	0.03
Tracking Error	%33.56	%22.98	%15.90	%9.21	%7.11
Beta	(38.161)	(24.104)	(13.893)	1.121	1.668
Alpha	(%0.47)	(%1.028)	(%2.31)	(%2.18)	%1.80
Information Index	(%1)	(%4)	(%14)	(%24)	%25

## Performance - Since the fund beginning:



شركة مساهمة سعودية مغلقة، رأس مال الشركة 56,042,030 ريال سعودي، السجل التجاري: 4030167335، ترخيص هيئة السوق المالية - رقم 37-07058

+966122638787

www.itqancapital.com  
info@itqancapital.com

2563 وحدة رقم 2753-23425  
حبي الزهراء وحدة رقم 7855  
المملكة العربية السعودية